

OWL UNDER THE STARS

SEPTEMBER 2025 BOM MYSTERY QUILT CLUB

FOUNDATION PAPER PIECING QUILT BLOCK PATTERN — 18" X 18"



WWW.JULIUSHANDMADE.COM

JULIUSHANDMADE@YAHOO.COM

© JuliusHandmade 2024

Please do not duplicate or sell this pattern.

Items made using this pattern may be sold.

Please include "Pattern designed by JuliusHandmade."

JULIUS  **HANDMADE**

IMPORTANT INFO ABOUT THE PATTERN:

PRINTING

THIS PATTERN SHOULD BE PRINTED AT ACTUAL SIZE OR 100% SCALE ON LETTER SIZE (8.5" x 11") PAPER TO ENSURE THE FINISHED QUILT IS THE CORRECT SIZE

PATTERN PIECES

IF THIS PATTERN REQUIRES THE GLUING/TAPING OF PIECES TOGETHER, MATCH THE GLUE LINE NUMBERS ON THE PATTERN PIECES

COMBINING SECTIONS

USE THE IMAGES FROM THE COLORING PAGES OR THE FULL COLOR IMAGES IF YOU HAVE QUESTIONS ABOUT HOW PIECES SHOULD BE CONNECTED TOGETHER. MATCH YOUR FINISHED SECTION TO THE IMAGE, MATCHING POINTS WHERE NEEDED

FABRIC REQUIREMENTS

FABRIC REQUIREMENTS ARE ONLY AN ESTIMATION. YOU MAY REQUIRE MORE OR LESS DEPENDING ON YOUR PIECING METHODS

SKILL LEVEL



THIS PATTERN IS FOR BEGINNER QUILTERS.

THIS PATTERN ASSUMES UNDERSTANDING OF FOUNDATION PAPER PIECING



@JULIUSHANDMADE



Youtube.com/@juliushandmade

FABRIC CODES / REQUIREMENTS (ESTIMATION ONLY. CUT STRIPS WIDTH OF FABRIC)



1
DARK BLUE
USED 52 TIMES
1/3 YARD



6
BROWN
USED 8 TIMES
4" STRIP



2
RUST ORANGE
USED 32 TIMES
6" STRIP



7
BLACK
USED 2 TIMES
2" STRIP



3
LIGHT BEIGE
USED 28 TIMES
4" STRIP




4
GOLDEN YELLOW
USED 30 TIMES
4" STRIP




5
ORANGE
USED 16 TIMES
4" STRIP


BLOCK 9 OF 12 – JULIUS HANDMADE 2025 BOM MYSTERY QUILT CLUB

POST YOUR FINISHED BLOCK #JULIUSHANDMADEBOM2025





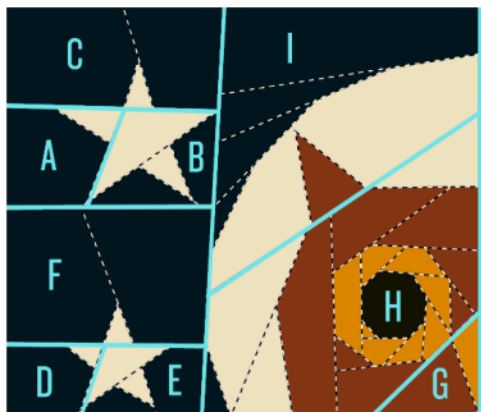




UNIT 1 - SECTIONS A - I

A+B+C
D+E+F
(ABC)+(DEF)

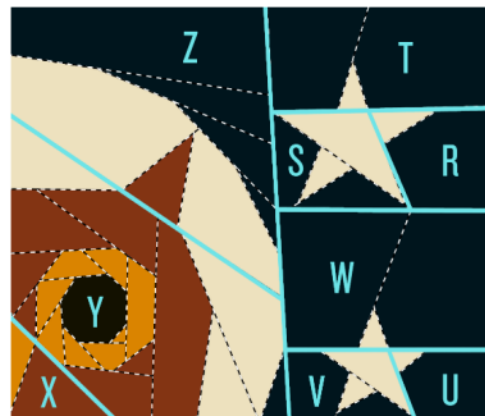
G+H+I
(ABCDEF)+(GHI)



UNIT 3 - SECTIONS R - Z

R+S+T
U+V+W
(RST)+(UVW)

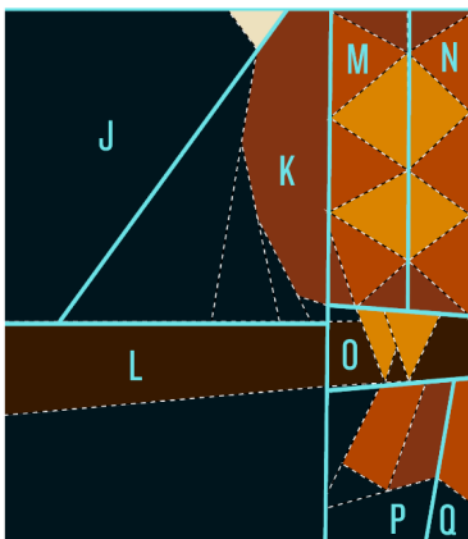
X+Y+Z
(RSTUVW)+(XYZ)



UNIT 2 - SECTIONS J - Q

J+K+L
M+N+O
P+Q
(MNO)+(PQ)

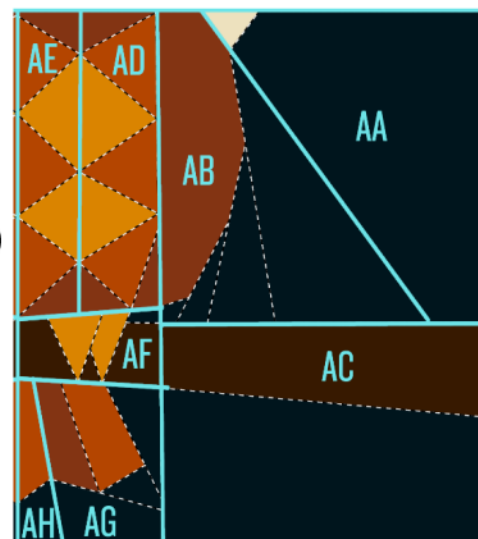
(JKL)+(MNOPQ)



UNIT 4 - SECTIONS AA - AH

AA+AB+AC
AD+AE+AF
AG+AH
(AD AE AF)+(AG AG)

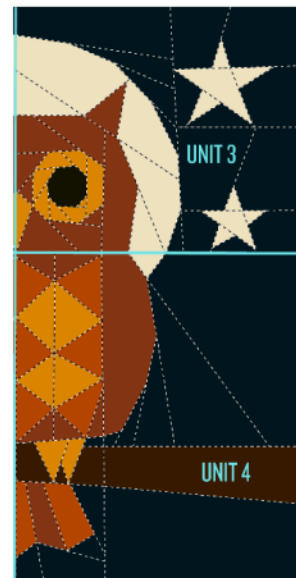
(AA AB AC)+
(AD AE AF AG AH)



LEFT HALF – UNIT 1 + UNIT 2



RIGHT HALF – UNIT 3 + UNIT 4



FINISHING

LEFT HALF + RIGHT HALF

